

# Impact

for solo violin and electronics

①

Start Tape

Tape  $\text{♩} = 50-60$

Violin  $\text{♩} = 50-60$

0.24

6/4

4/4

pizz. +

arco.

senza misura

sul E free the order of the bow  
(ord. → sp. → esp. →  $\curvearrowright$  → esp. →  $\curvearrowright$  → esp. →  $\curvearrowright$  → esp. → sp. → esp. → sp. → ord.)

*pp*

*ppp*

*mp*

Duration ca 20"

play the chords like one note

bow changes ad libitum (with half hair the changes)

1.55

Tape  $\text{♩} = 50-60$

Vln.  $\text{♩} = 50-60$

4/4

4/4

sul E Dont completely press the fingers on the string. Free gliss. on every pitch( from the highest note on sul E)

ord.  $g^{va}$

gliss

gliss

gliss

gliss

gliss

gliss

play gradually the gliss. on the strings

ord.

sul A gliss

sul D

gliss

sul G

gliss

gliss

*p*

*mp*

free the order of the bow

Duration ca 30"

*mf*

press(as often as you can) the bow on the string

*f*

*ff*

*pp*

Duration ca 20"

②

Tape  $\text{♩} = 50-60$

Vln.  $\text{♩} = 50-60$

2.19

2.44

2.55

6/4

4/4

4/4

2/4

sul tasto

ord.

sul tasto

ord.

senza misura

Play till the three highest notes on sul D. Free the way of playing the notes

press(as often as you can) the string

ord. → sp. → ord.

*ffpp*

*ffpp*

*ff*

*sf*

*fff*

Duration ca 10"

Dont completely press the fingers on the string

Tape  $\text{||} \frac{2}{4}$  ③ 3.10 accel. . . . . ♩=100  $\frac{2}{4}$  =50-60

Vln.  $\frac{2}{4}$  *mf* (Half) col legno (Half) col legno accel. . . . . ♩=100 (Half) col legno senza misura sul D sp.-ord. press the bow *ff* Tremolo both hands gliss  $\frac{2}{4}$  =50-60 Duration ca 8"

It seems like you throw the bow on the strings, but very light the bow on the strings


Tape  $\text{||}$  ④ 3.36 senza misura

Vln.  $\frac{2}{4}$  *p mp mf f* free order of the dynamics bow changes ad libitum (sometimes give a press to the bow) Quickly the changes of the bow and the rhythm Free order with the string changes. Duration ca 20"

sul G sul D sul A sul E

Play the three highest notes on every different string. The changes of every string try to be always legato and quickly

free the order of the bow (ord.-sp.-ord.)


Tape  4/4

Example

Vln. *f* sul G sul D sul A sul A sul D sul G *ff*

Play as more as you can but Dont change the order

Duration ca 20"

Tape  4/4

Vln. *f* *ff*

*f* Quickly the rhythm

senza misura


Play only with the left hand... Any direction of notes from sulE till sul G ( highest-lowest)

Duration ca 15"

⑤ 4.30

⑥ 4.55

*f* *ff*

Tape  2/4

Vln. *f* *ff* *ff* *ff*

senza misura Tremolo both hands

sul E sp.-ord. press the bow

gliss

gliss

Dont completely press the fingers on the string

Duration ca 8"

Requires the bow to be dropped or thrown against the string, allowing to bounce naturlly and very rapidly

Duration ca 10"

sul A Tremolo both hands sp.-ord. press the bow

gliss

Dont completely press the fingers on the string

Duration ca 8"

like one note

pizz.

Half col legno

Half col legno

pizz. pizz.

♩=50-60

Tape

senza misura

Requires the bow to be dropped or thrown against the string, allowing to bounce naturally and very rapidly (play at the same moment Pizz. with the left hand)

**bow col legno**

♩=50-60

Vln.

**Rubato**

⑦

Tape

**Rubato**

bow changes ad libitum ( as legato as you can)

(Half) col legno → col legno → (Half) col legno → (Half) col legno (play it freely)

1

2

tremolo is ad libitum  
When you do the tremolo sometimes press the bow as much as you can

⑧  
Tape 6.28  
senza misura

Vln. *pizz. (quickly)* *mf* *f* *f*  
Duration ca 10" quickly movements Duration ca 8"

⑨  
Tape 6.47  
senza misura

Vln. *f* *pp*  
Duration ca 20"

Play the three highest notes on sul D, G, A, E (play on two or three strings at the same time)

press (as often as you can) the bow on the string